



Cleaner Production and the Urban Water Cycle

Maarten A. Siebel
UNESCO – IHE
Institute for Water Education,
Delft, The Netherlands




- **Definitions and terminology**
- **Present approach and drawbacks**
- **Ideas for improvement**
- **Water Management in the city of tomorrow**





The Urban Water Cycle includes all aspects of water in the urban setting:

- drinking water
- industrial water
- city maintenance water
 - used water
 - rainwater



Cleaner Production: approach in which processes and activities are carried out in such a manner that the environmental impact thereof is as low as possible

Includes

- concept of sustainability
- process optimization
- resource recovery
- life cycle approach
 - prevention




“Better
an ounce of
prevention
than a pound
of cure”

**Waste material –
a material which has lost
the value it had before
usage**



**Used material –
a material that was used but
still has a value or may be
given back its value**



Developed from conditions of

- small populations
- small water consumption levels
- abundance of suitable water
- little availability of consumptive products with negative side effect on quality of water
- disease prevention



Drinking water:

- often brought in over long distances – insufficiency at closer distances
- 130 – 500 l/cap/day used *v.s.* 2 – 10 l/cap/day needed
- large-sized infrastructure, large environmental impacts
- 15 – 80% distribution losses (=> wasting water, chemicals, energy)
- drinking water used to transport waste, to dilute resources (N, P), to dilute pathogens
- used groundwater (rainwater) is not returned to underground resulting in desiccation



Industrial water:

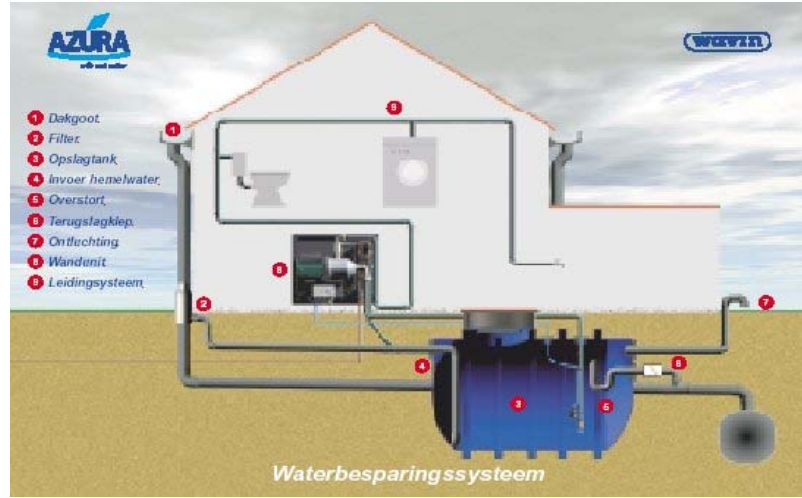
- water of drinking quality may or may not be needed for industrial production, water for the process, for transport, water for cooling, water for cleaning; using quality differentiation may help out
- on-site treatment to specifications may be appropriate
- industrial processes often obsolete, implying a high water to product ratio (meaning high water consumption, high water pollution)





City maintenance water:

- surface water, if available, or drinking water used for fire fighting, street cleaning and green areas
- use of treated city water or rainwater rarely considered



Rain water:

- usually removed into sewer systems as soon as possible
- disrupting treatment processes (suspended growth systems)
- disrupting receiving waters
- rarely adequate measures taken for storage and later usage
- rarely actively returned to groundwater
- because of increased covered surface area, flows into treatment plants increase, less water reaches groundwater for replenishment





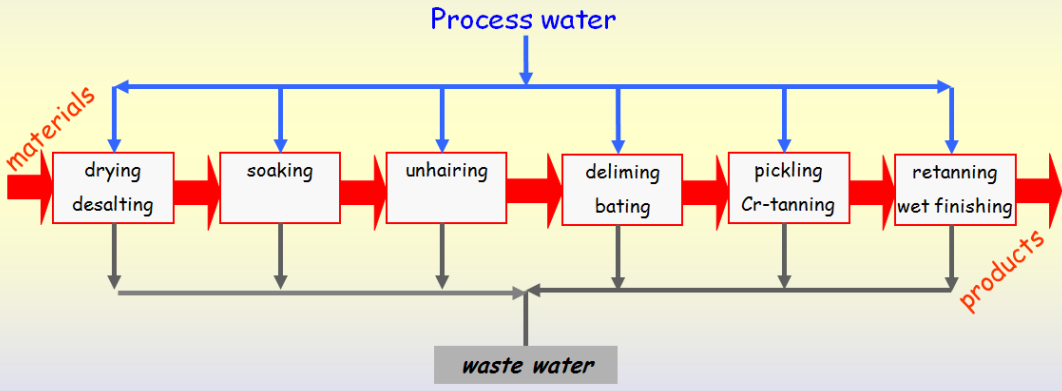
- large volumes
 - large volume of abstractions
 - large treatment plants
 - large impact on receiving waters
 - potentially serious impact when malfunctioning
- dilute -> difficult to recover useful components
- -> difficult to deal with pathogens
- groundwater rarely returned



Present approach to UWM (6)



Process scheme conventional Chrome-leather making



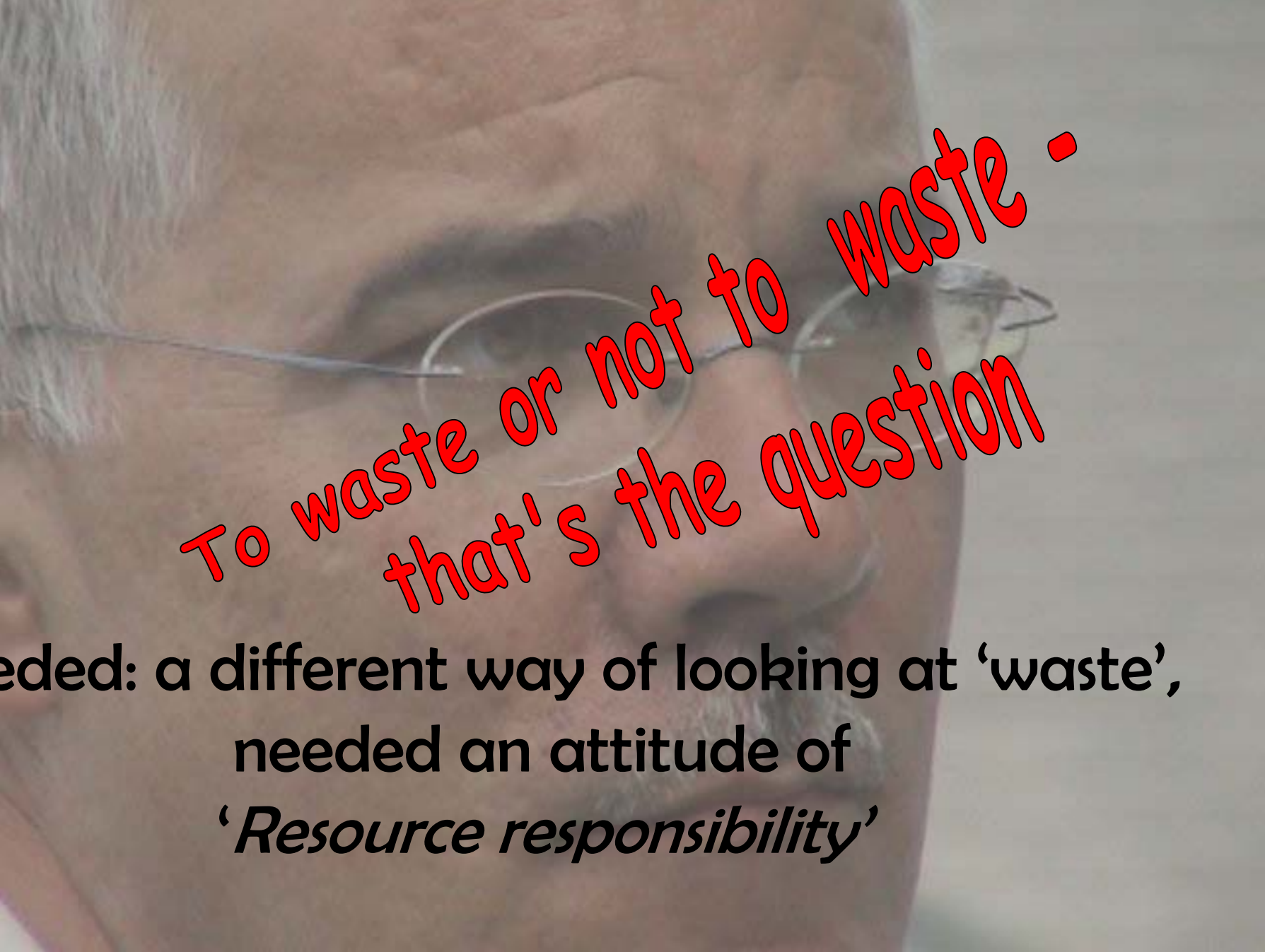
Used water - industrial:

- mixing wastewaters -> difficult to treat, difficult to recover useful components
- microbial degradation processes maybe affected by toxicity
- in case of toxicity, treatment is phase transfer, toxins from effluent to sludge
- water saving or internal reuse still limitedly used



In Summary

- Water (~ drinking water) used to transport and dilute wastes – wastage of water, chemicals, energy
- Ongoing pollution of resource water, even when applying (conventional) treatment (a 5 M pe. plant, 90% efficient, discharges 0.5 M pe.)
- Dilution/wastage of resources (*e.g.* water, N, P, heavy metals)
- Dilution/distribution of resources into the environment
- Infrastructural investments unaffordable
- Groundwater depletion
 - *'Take and dump'* attitude



To waste or not to waste -
that's the question

**Needed: a different way of looking at 'waste',
needed an attitude of
*'Resource responsibility'***



Ideas for improvement



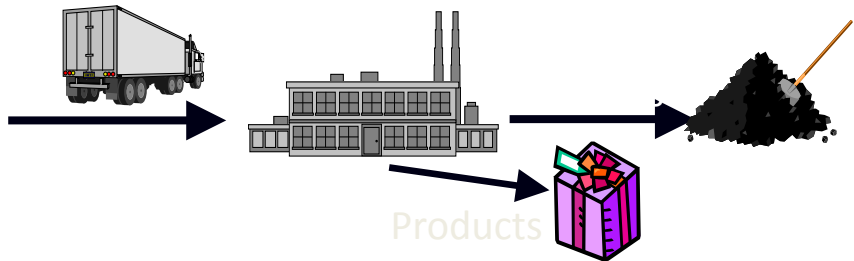
- 1 *Raise a resource awareness attitude.*** 'less-is-better', conservation of resources, avoid wastage
- **Raise modern society with concept of finite resources**
 - lights, tv switched off when not needed, taps are closed!!)
 - production of wastes is limited, used materials reused/recycled
 - process efficiency is maximized
 - dumping gradually disappears

Eventually, this approach may become sustainable. Thriftiness is returned

2. *Choice of resources*: the right resources for the right job
 - different water qualities for different uses of water for industrial processes – *is drinking water quality needed for flushing skins in the leather industry?*
 - alternatives: bottled water (but avoiding the creation of a plastics problem), water saving devices, internal reuse, dry sanitation, etc. in the domestic arena

3. Generation of industrial wastes: reconsider before considering treatment

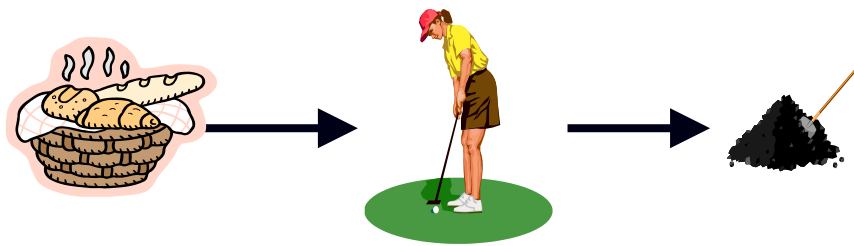
- production of wastes is inherent to conversion processes but can be reduced through process optimization



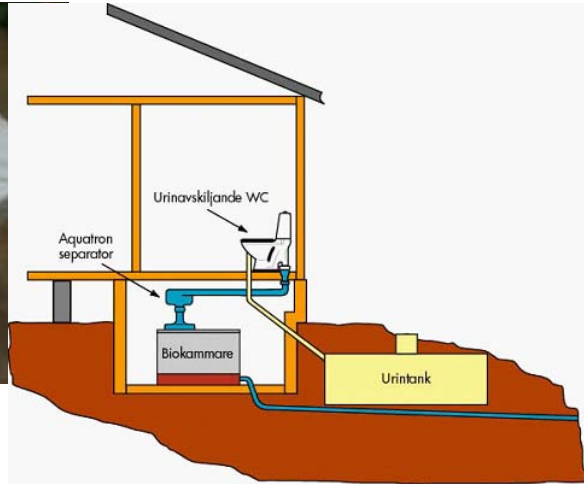
- improve process performance: personnel training, motivation, procedural changes, reuse, recycling, recovery, smarter treatment.....

3. Generation of domestic wastes: reconsider before considering treatment

- production of domestic waste is a given but use the high nutritional value

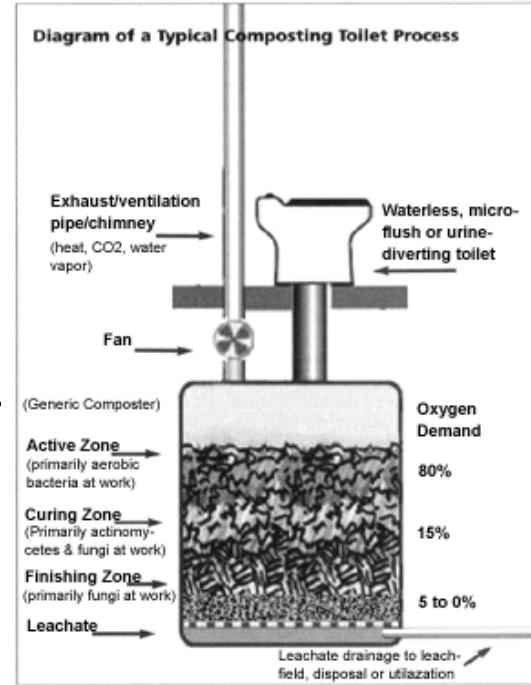


contained in the both the feaces and in the urine

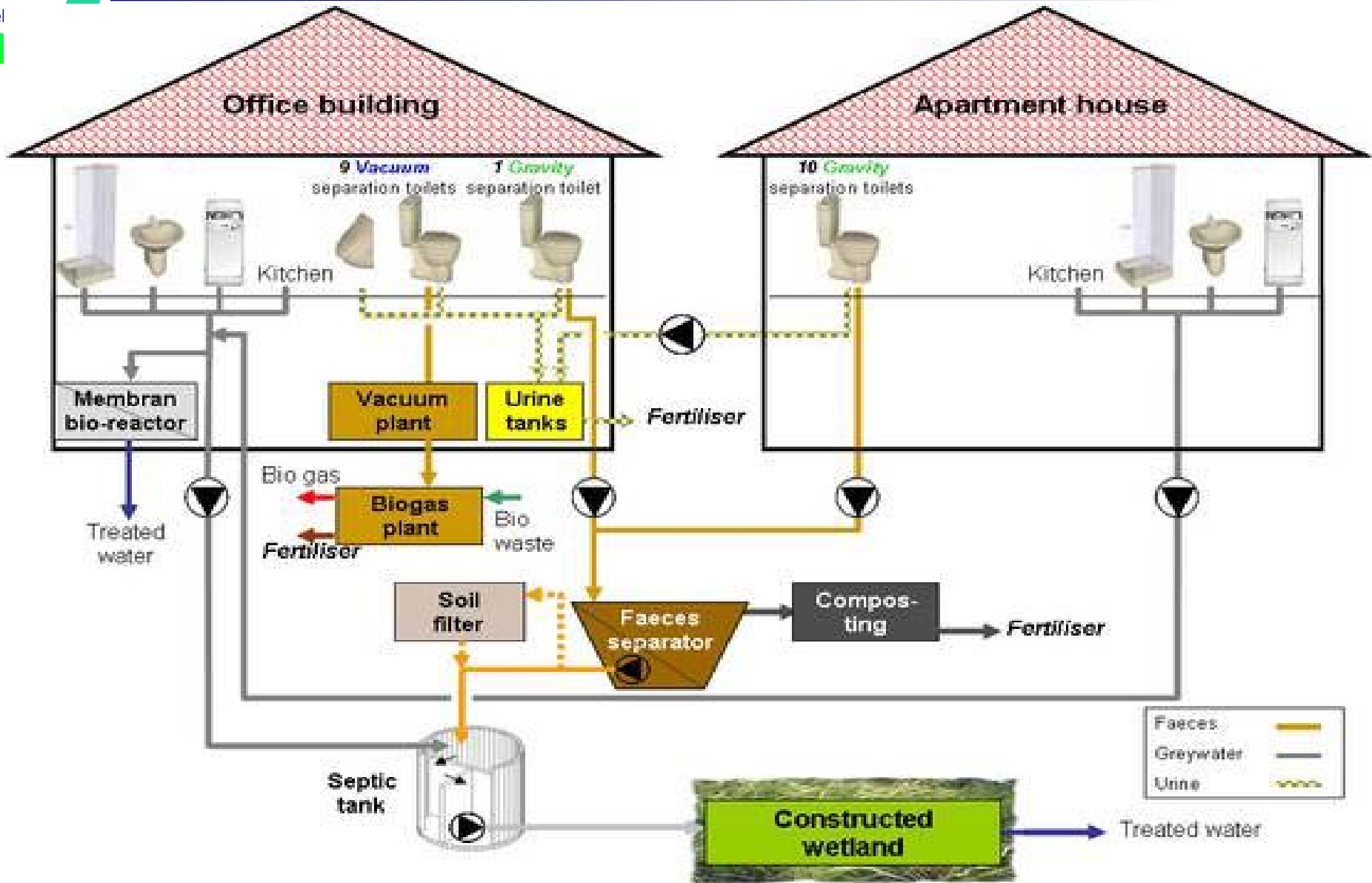


• human urine (potentially high fertilizer value, highly concentrated N & P, large fraction of domestic BOD) to be kept separate:

- separate low water flush systems,
- separation toilets
- continuous or batch collection systems for nutrients collection and recovery/reuse,
- urine storage and collection at times of low sewer flow,
- dry sanitation systems eg. composting toilet



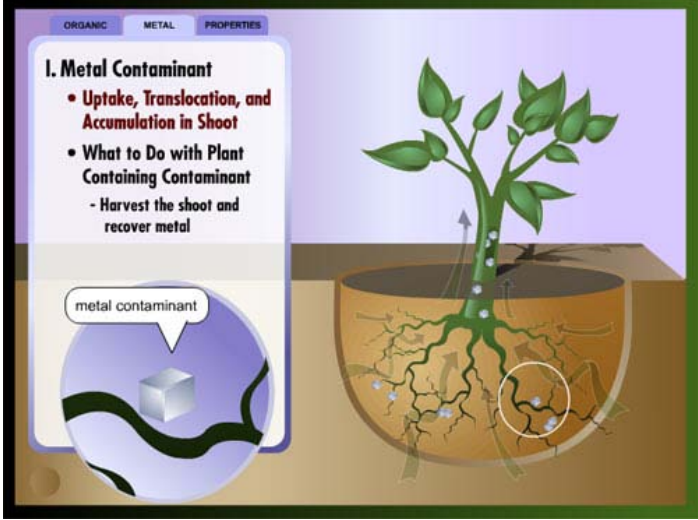
Ideas for improvement (5)





- 4. *Quality of waste.*** Do not dilute what is concentrated, do not pollute what is separated;
- focus on reuse, recycle, recovery
 - 'clean' waste: one type of waste in high concentration is a reusable product
 - restrict or prohibit (!!) the use of products with negative side effects on waste quality



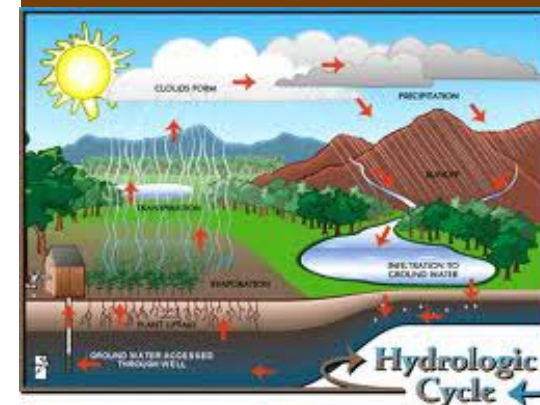


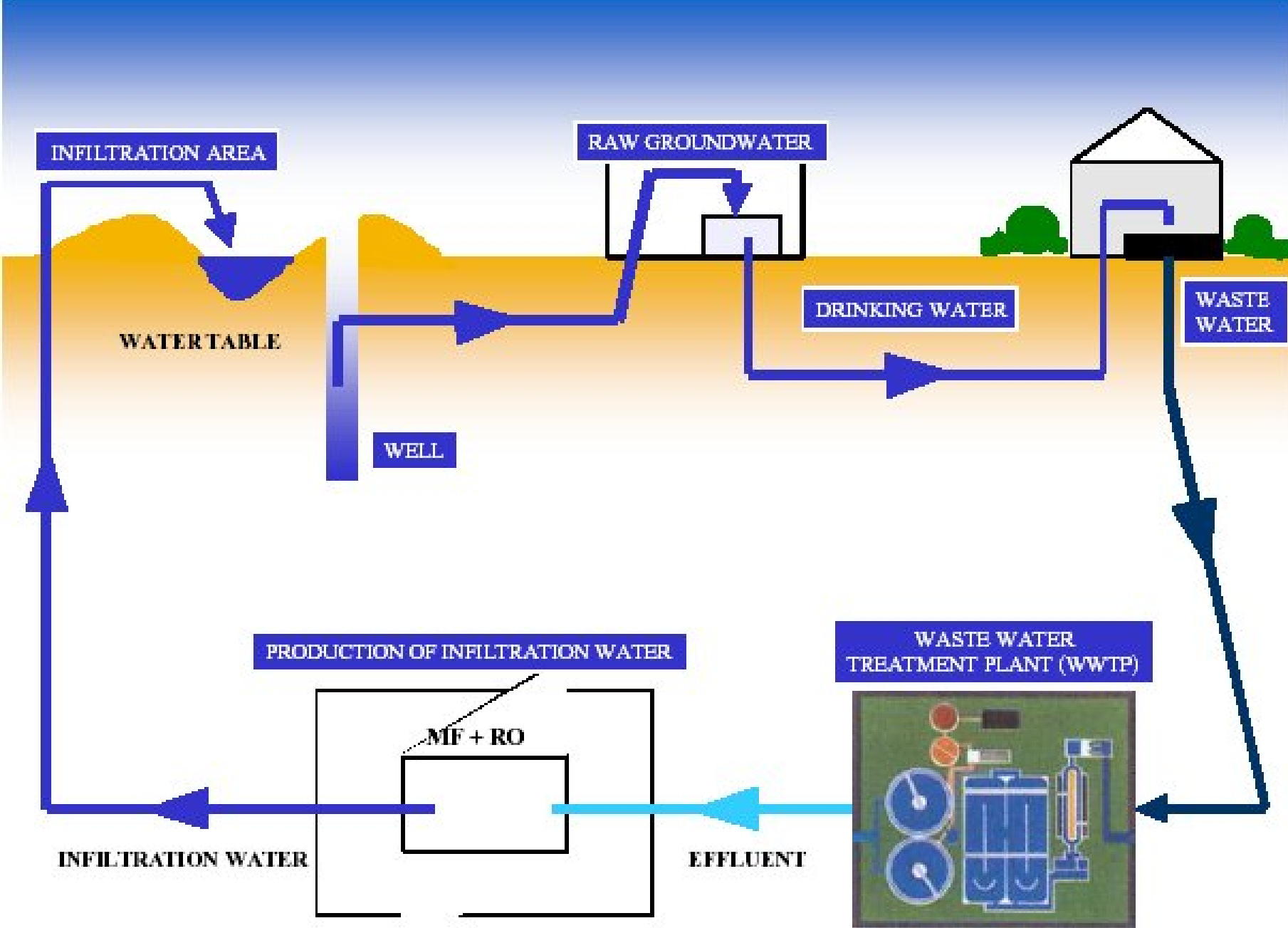
5. Treatment: maximize reutilization

- reutilize energy contained in organic components: anaerobic treatment to recover energy
- reutilize wastewater effluent for irrigation, fish ponds (if clean)
- reutilize N & P, duckweed/algae ponds
- reutilize metals absorbed to plants



6. Resources -> use and reutilize 'nearby', concept of 'own water':
- used water is dealt with such that groundwater is not depleted, downstream neighbors are not affected, water remains available
 - concept of responsibility for maintaining water of sufficient quantity and quality for village level/urban use
 - 'use' rainwater for recharge or other purpose
example: artificial swamp in Holland





How does water management in the city of today, compare with that in the city of tomorrow? What has to be different and why?

Next 4 sheets contrast the present day urban water management with water management in the city of tomorrow where villages or urban units assume the responsibility for maintaining water of sufficient quantity and quality

Water management in the city of tomorrow

Aspect	City of today	City of tomorrow
<i>UWM organization</i>		
1. Organizational structure	Separate entities for different types of water, Covering entire urban area	One entity for 'water' covering entire urban area City subdivided in water management units (WMU) with high level of responsibility Water is a tradable good between units
2. Units	Depending on preference of water entities	Determined by possibilities to manage water within a unit
3. Philosophy	Various types of water have no relationship	Various types of water are part of the same cycle and serve various purposes at different times

Water management in the city of tomorrow (2)

Aspect	City of today	City of tomorrow
<i>Drinking water</i>		
1. Quality	One quality for all uses	One quality for drinking, a second quality for other uses
2. Distribution	Underground piping system, vendors	Drinking water through shops, second quality through piping system
3. Origin	From wherever available	From nearby

Water management in the city of tomorrow (3)

Aspect	City of today	City of tomorrow
<i>Wastewater</i>		
1. Quality	Any quality wastewater is accepted	Only 'clean' wastewater is accepted, dischargers responsible for quality of wastewater submitted
2. Collection	Collection from domestic and industrial origin to point of discharge or (central) treatment	Collection of 'clean' wastewater within the WMU to point of further processing Specific waste flows kept separate
3. Treatment	Predominantly of the activated sludge type	Further processing determined by the reuse/recovery options and the specific use of the water within the WMU Indirect reuse is objective
4. Discharge	Into nearest surface water	Depending on possibilities within WMU, <i>e.g.</i> : irrigation, groundwater recharge, surface water discharge

Aspect	City of today	City of tomorrow
<i>Rainwater</i>		
1. Approach	Removal as quick as possible so as not to have flooding problems	Make best possible use of this resource
2. Processing	Removal into sewer	Collection, temporary storage, followed by some type of treatment
3. Usage	None	Various options, <i>e.g.</i> : street cleaning, green areas, ground water recharge, or drinking/process water

Thank you