

Follow the following steps to have access to the Mangrove day sessions. Without registration, you are not able to attend the sessions on BigBlueButton.

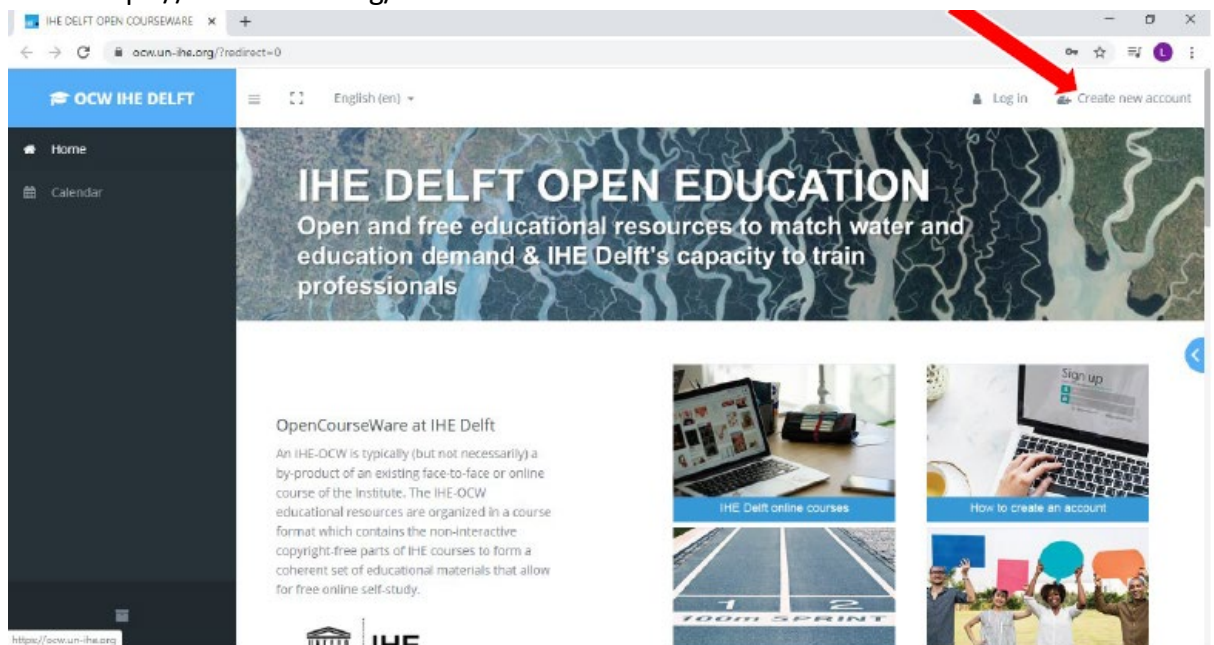
Step 0: Have you created an account?

If you created an account in the <https://ocw.un-ihe.org/> in the past, you can use the same Username and Password to login. Then, go to Step 2 - Register/Enrol Yourself in the Course.

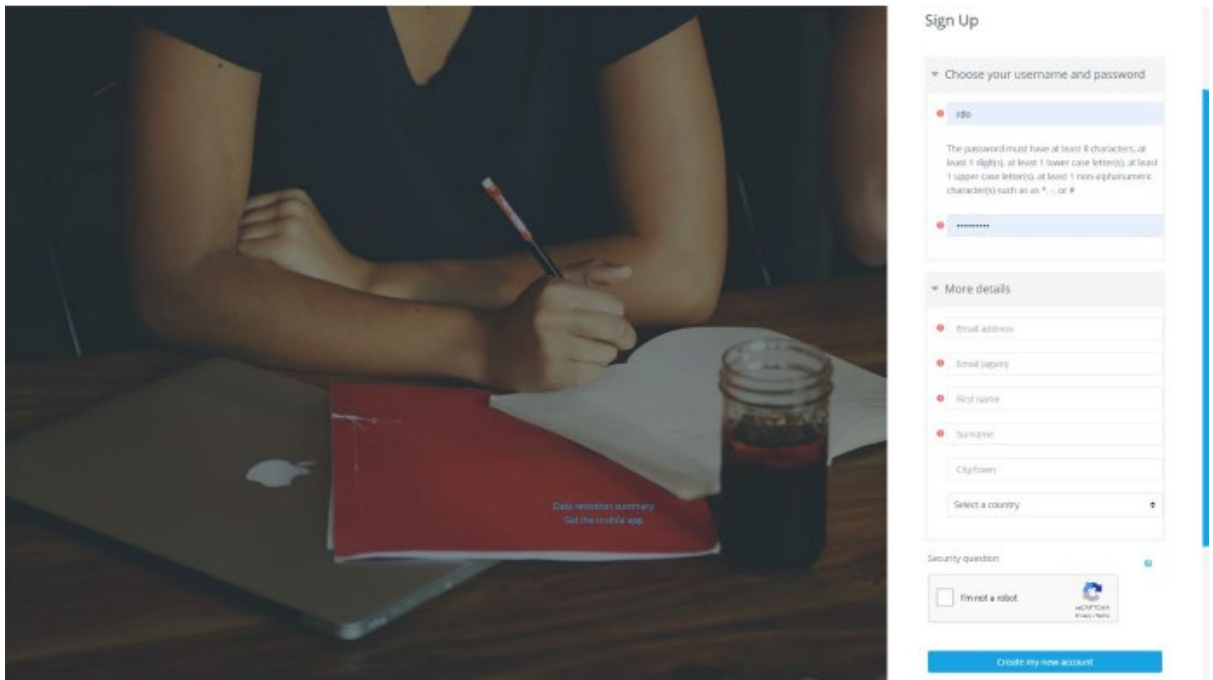
If you created an account in the <https://ocw.un-ihe.org/> in the past, but forgot your password, click on "Forgot Password?". Then, to reset your password, submit your Username or Email Address. An email will be sent to your email address with instructions on how to get access again. Once you have access to your Username and Password: (i) login into <https://ocw.un-ihe.org/> and (ii) go to Step 2 - Register/Enrol Yourself in the Course

Step 1: Create an account for the OCW course page

1.1 Go to <https://ocw.un-ihe.org/> and click on 'Create New Account'



1.2 Fill in the form (Username, Password etc.) and click on 'Create my new account'



1.3 Check 'Account Confirmation' email sent to you / use the 'Web Address' to confirm.

EXAMPLE:

Admin User (via OCW IHE DELFT) <svc_moodlemailer_ocw@un-ihe.org>

To: rdo student

On Tue 7 Apr. 16:02

Hi rdo student,

A new account has been requested at 'IHE DELFT OPEN COURSEWARE'
using your email address.

To confirm your new account, please go to this web address:

<https://ocw.un-ihe.org/login/confirm.php?data=eHHBLmx8BUpfJi3/USERNAME>

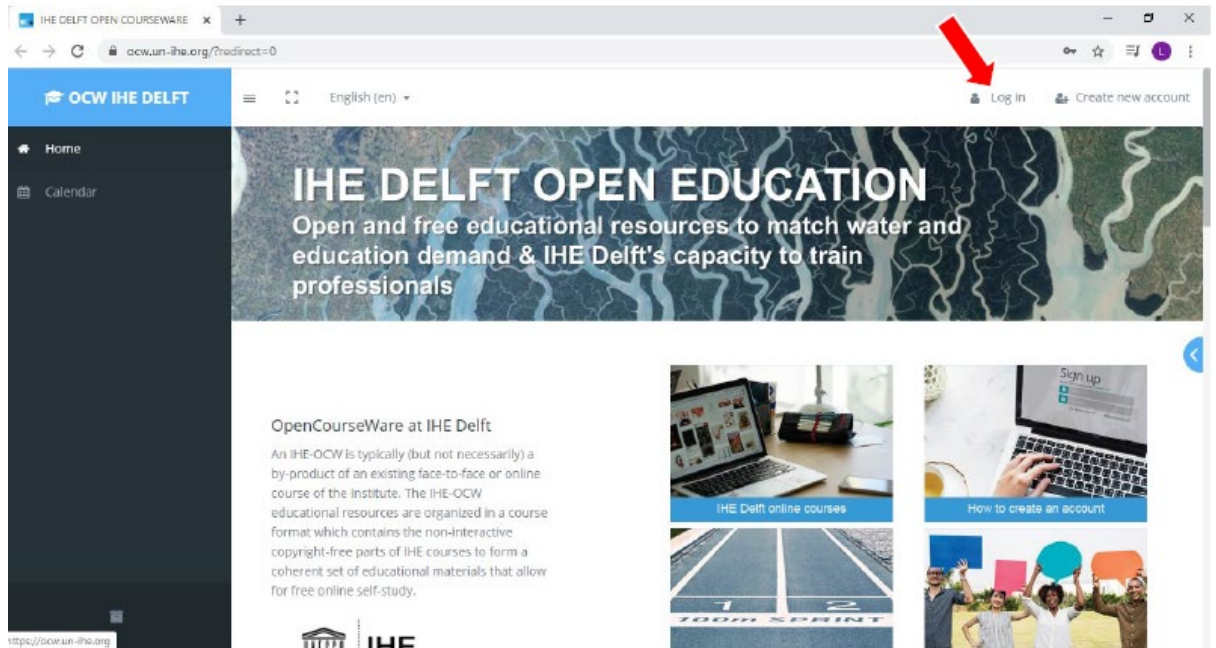
In most mail programs, this should appear as a blue link
which you can just click on. If that doesn't work,
then cut and paste the address into the address
line at the top of your web browser window.

If you need help, please contact the site administrator,

Admin User

servicesupport.it@un-ihe.org

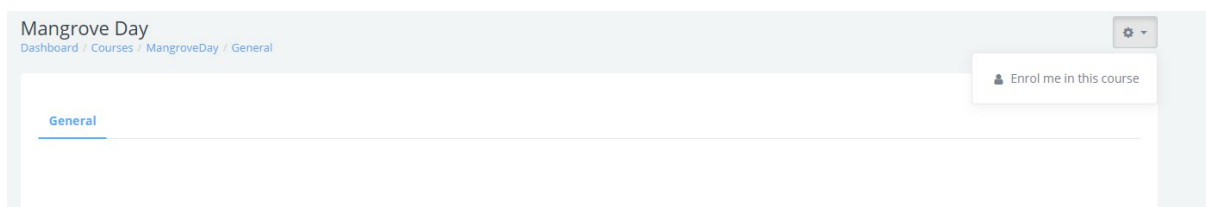
1.4 Log in



Step 2: Enrol yourself in the course

2.1 Find “[Mangrove day](#)” in the course list

2.2: select the cog wheel on the upper right of the screen and select “enrol me in the course”



2.3 Enter the Enrollment key, which is: M33tings!

and select “Enrol me”

